











CONNECT AND PROTECT

Distribution Blocks, Power Blocks, Power Terminals

nvent

ERIFLEX

	Single Pole Distribution Blocks .....	<b>3-8</b>
	Power Solar Blocks .....	<b>7-8</b>
	Two and Four Pole Distribution Blocks .....	<b>9-13</b>
	Power Blocks & Terminals.....	<b>14-19</b>
	Power Terminals.....	<b>20-25</b>
	Four Pole Distribution Blocks & Insulating Supports.....	<b>26-27</b>
	Disconnectable PEN System.....	<b>28-29</b>
	Spacers & Accessories .....	<b>30</b>

# Single Pole Distribution Blocks

## Compact

Patented design includes screw retaining, transparent blue cover

Hinged or removable cover

IP 20 finger safe

> 95% fill ratio

Gangable

Easy fixing: clip on DIN Rail or mount to panel with screws

Tinned copper block

Patented unit design. Allows for visual inspection of wire and confirmation of connection

- UL® Recognized for US and Canada (single pole only)
  - UL 1059
  - CSA® C22.2 NO. 158
- Tested and certified according to IEC 60947-7-1
- Short Circuit Current Rated up to 100 KA - See UL file E198301
- U<sub>i</sub> = 1000V AC/DC IEC 600 V UL
- Halogen-free
- UL 94V-0

Patent Nos: 7,052,333 and 7,134,921



# Single Pole Distribution Blocks



- Visual inspection of wire and confirmation of connection
- Halogen-free
- IP 20 finger safe
- 95% fill ratio
- Self extinguishing: UL94 V-0
- Tinned copper blocks: Copper or Aluminum Cable
- Short circuit current rated up to 100 KA - See UL file E198301
- RoHS Compliant

IEC 60947-7-1

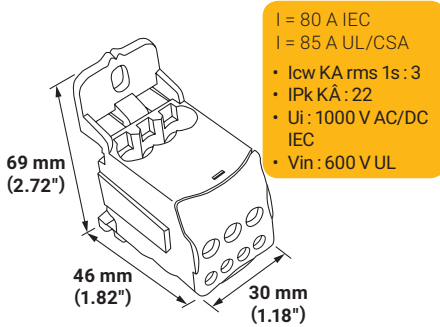
UL-1059

NEW  
1000V IEC

## UD 80 A 80 A - IEC 85 Amp - cRU<sup>us</sup>

- Modular: keeping only one input, the blocks can be supplied in parallel using a jumper wire. Easily double the neutral.

\* CENTER TO CENTER DRILLING: 54 mm (2.12")



Metric	mm <sup>2</sup>	x	Ø	Γ(N.m)
	6...16	x1	6.8	3,5
	2,5...6	x4	4.5	1,2
	2,5...16	x2	6.8	3,5

Imperial	AWG	x	Ø	Torque Inch/Lbs.
	16...4	x1	0.27	19.5
	16...8	x4	0.177	10.6
	16...4	x2	0.27	19.5

Part No.	Description	kg/lbs
569010	UD 80 A	1 0,07/0.15

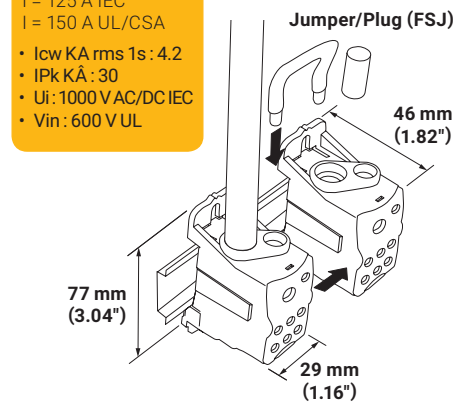
- Flexible stranded cable (including terminal up to 50 mm<sup>2</sup>)
- Rigid cable

## UDJ 125 A 125 A - IEC 150 Amp - cRU<sup>us</sup>

- Modular: keeping only one input, the blocks can be supplied in parallel using a jumper. Easily double the neutral.

**I = 125 A IEC**  
**I = 150 A UL/CSA**

- Icw KA rms 1s: 4.2
- IPk KÂ : 30
- Ui : 1000 V AC/DC IEC
- Vin : 600 V UL



\* CENTER TO CENTER DRILLING: 64 mm (2.53")

Metric	mm <sup>2</sup>	x	Ø	Γ(N.m)
	10...35	x1	10	8,5
	6...16**	x1	6.8	3,5
	2,5...16	x4  x6	6.8	3,5

\*\* or common jumper

Imperial	AWG	x	Ø	Torque inch/Lbs.
	8...1/0	x1	0.394	57
	10...4	x1	0.27	31
	10...4	x6	0.27	31

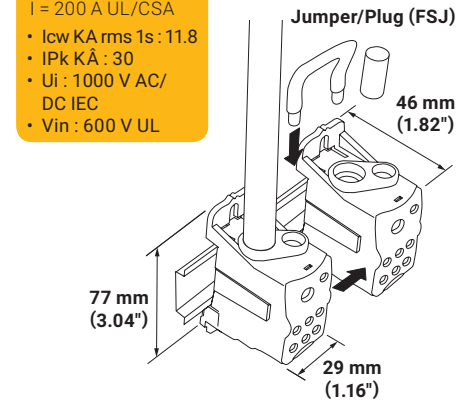
Part No.	Description	kg/lbs
569020	UDJ 125 A	1 0,15/0.33
569150	FSJ*	25 0,03/0.07

## UDJ 160 A 160 A - IEC 200 Amp - cRU<sup>us</sup>

- Modular: keeping only one input, the blocks can be supplied in parallel using a jumper. Easily double the neutral.

**I = 160 A IEC**  
**I = 200 A UL/CSA**

- Icw KA rms 1s: 11.8
- IPk KÂ : 30
- Ui : 1000 V AC/DC IEC
- Vin : 600 V UL



\* CENTER TO CENTER DRILLING: 64 mm (2.53")

Metric	mm <sup>2</sup>	x	Ø	Γ(N.m)
	10...70	x1	12.3	8,5
	6...16**	x1	6.8	3,5
	2,5...16	x4  x6	6.8	3,5

\*\* or common jumper

Imperial	AWG	x	Ø	Torque inch/Lbs.
	8...3/0	x1	0.484	75
	10...4	x1	0.27	31
	10...4	x6	0.27	31

Part No.	Description	kg/lbs
569030	UDJ 160 A	1 0,15/0.32
569150	FSJ*	25 0,03/0.07

\* Not UL® Recognized

# Single Pole Distribution Blocks



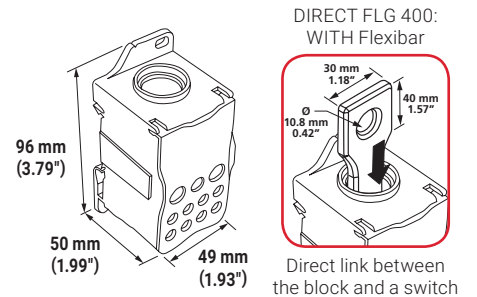
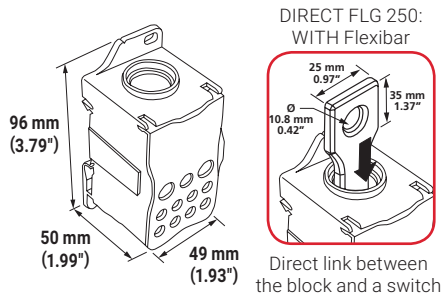
• nVent ERIFLEX Flexibar connection at input, using flag terminals (FLG 250 A & FLG 400 A)

## UD 250 A 250 A - IEC 255 Amp - cULus

## UD 400 A 400 A - IEC 335 Amp - cULus

• Modular: allows versatile building of power blocks single pole, two pole, three pole or four pole.

• Modular: allows versatile building of power blocks single pole, two pole, three pole or four pole.



I = 250 A IEC  
I = 255 A UL/CSA  
• Icw KA rms 1s : 24,5  
• IPk KÅ : 51  
• Ui : 1000 V AC/DC IEC  
• Vin : 600 V UL

**CENTER TO CENTER DRILLING:**  
85 X 29 mm (3.35" x 1.14")

I = 400 A IEC  
I = 335 A UL/CSA  
• Icw KA rms 1s : 24,5  
• IPk KÅ : 51  
• Ui : 1000 V AC/DC IEC  
• Vin : 600 V UL

**CENTER TO CENTER DRILLING:**  
85 X 29 mm (3.35" x 1.14")

Metric	mm <sup>2</sup>	mm <sup>2</sup>	Ø	Γ(N.m)
	35...120	35...120	x1 15	19
	6...35	6...25	x2 9	4,4
	2,5...16	2,5...16	x5 6.8	2,7
	2,5...10	2,5...10	x4 6.1	2,7

Imperial	AWG	Ø	Torque inch/Lbs.
	6...250 Kcmil	x1 0.59	168
	8...1	x2 0.354	39
	8...4	x5 0.27	24
	8...6	x4 0.24	24

Part No.	Description	kg/lbs
569040	UD 250 A	1 / 0,42/0.89
569160	FLG 250*	10 / 0,05/0.12


Metric	mm <sup>2</sup>	mm <sup>2</sup>	Ø	Γ(N.m)
	95...185	95...185	x1 19	25
	6...35	6...25	x2 9	4,4
	2,5...16	2,5...16	x5 6.8	2,7
	2,5...10	2,5...10	x4 6.1	2,7

Imperial	AWG	Ø	Torque inch/Lbs.
	3/0...400 Kcmil	x1 0.748	221
	8...1	x2 0.354	39
	8...4	x5 0.27	24
	8...6	x4 0.24	24

Part No.	Description	kg/lbs
569050	UD 400 A	1 / 0,4/0.89
569170	FLG 400*	10 / 0,1/0.21

\* Not UL® Recognized  
\* Not IP 20

# Single Pole Distribution Blocks



- Input connection using Flexibar
- Visual inspection of wire and confirmation of connection
- Halogen Free
- IP 20 finger safe
- 95% fill ratio
- Tinned Copper Block :  
Copper or Aluminium Cables
- RoHS Compliant
- Short Circuit Rated up to 100 KA (UDF 250A)  
- See UL file E198301
- Self extinguishing: UL94 V-0

**UDF 250A**  
250 A - IEC  
255 A - us

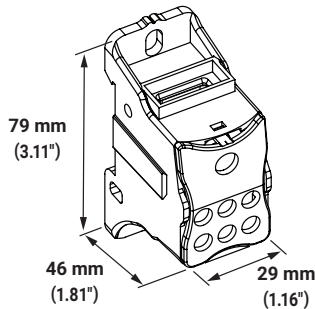
- I = 250 A IEC
- I = 255 A UL/CSA
- Icw KA rms 1s : 9.0
- IPk KÅ : 23
- Ui : 1000 V AC/DC IEC
- Vin : 600 V UL

**UDF 500A**  
500 A - IEC  
335 A - us

- I = 500 A IEC
- I = 335 A UL/CSA
- Icw KA rms 1s : 24.5
- IPk KÅ : 51
- Ui : 1000 V AC/DC IEC
- Vin : 600 V UL

**• Direct connection with Flexibar.**

- Modular: allows versatile building of power blocks single pole, two pole, three pole or four pole.



Flexibar INPUT  
3 x 9 x 0,8 - 6 x 9 x 0,8  
3 x 13 x 0,5 - 6 x 13 x 0,5  
2 x 15,5 x 0,8 - 6 x 15,5 x 0,8

Metric	mm <sup>2</sup>	mm <sup>2</sup>	Ø	Γ(N.m)
	Flexibar	x1	-	13,5
	2,5...16	x6	6.8	3,5

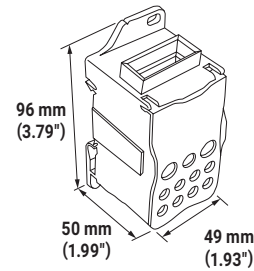
Imperial	AWG	Ø	Γ(in/lb)
	Flexibar	x1	120
	10...4	x6	31

Part No.	Description		kg/lbs
569041	UDF 250A	1	0,15 / 0,33

Flexible stranded cable  
(including terminal up to 50 mm<sup>2</sup>)  
 Rigid cable

**• Direct connection with Flexibar.**

- Modular: allows versatile building of power blocks single pole, two pole, three pole or four pole.



Flexibar INPUT  
4 x 15,5 x 0,8 - 6 x 15,5 x 0,8  
2 x 20 x 1 - 6 x 20 x 1  
2 x 24 x 1 - 8 x 24 x 1

Metric	mm <sup>2</sup>	mm <sup>2</sup>	Ø	Γ(N.m)	
	Flexibar	x1	-	13,5	
	2,5...16	x5	6.8	2,7	
	2,5...10	x4	6.1	2,7	
	6...35	6...25	x6	9	4,4

Imperial	AWG	Ø	Γ(in/lb)	
	Flexibar	x1	120	
	8...4	x5	0.27	24
	8...6	x4	0.24	24
	8...1	x2	0.354	39

Part No.	Description		kg/lbs
569060	UDF 500A	1	0,37 / 0,82

# Single Pole Distribution Blocks

**Patented design includes screw retaining, transparent blue cover**

**Hinged or removable cover**

**IP 20 finger safe**

**> 95% fill ratio**

**Gangable**

**Easy fixing: clip on DIN Rail or mount to panel with screws**

**12 identical holes**

**Tinned copper / Tinned Aluminium block**

**Patented unit design. Allows for visual inspection of wire and confirmation of connection**

**Clip has 2 positions: Open/Close**


**NEW**  
 Aluminum model  
 1000V  
 UL® Recognized  
 & IEC Conformity

- Tested and certified according to IEC® 60947-7-1  $U_i = 1000V$
- 1000V UL® Recognized for US & Canada
- UL 1059
- Halogen-free
- UL 94V-0
- RoHS Compliant
- Can be used in parallel using jumpers with UD400 212 XX

Patent Nos: 7,052,333 and 7,134,921


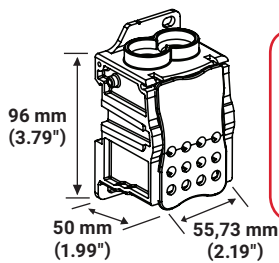
UL Recognized for 1000V AC/DC and IEC certified for 1000V AC/ 1500V DC -  
 Ideal for solar applications

# Single Pole Distribution Blocks



- Tinned Copper or Tinned Aluminium Block: Copper or Aluminium Cables
- Visual inspection of wire and confirmation of connection
- Halogen Free
- IP 20 finger safe
- 95% Fill Ratio
- Self extinguishing: UL 94 V-0
- Easy fixing: clip on din rail or mount to panel with screws
- RoHS Compliant

**UD 400 212 XX**  
2 inputs / 12 outputs  
400 A - IEC  
400 A - UL®



- I = 400 A IEC
- I = 400 A UL/CSA
- Icw KA rms 1s: 24,5
- IPk KÁ : 51
- Ui : 1000 V AC
- 1500 V DC IEC
- Vin : 1000 V AC/DC UL

CENTER TO CENTER DRILLING:  
85 X 29 mm (3.35" x 1.14")

## COPPER/ALUMINIUM BLOCK

Metric	mm <sup>2</sup>	mm <sup>2</sup>	Ø	Γ(N.m)
	2,5...10	2,5...10	x12 6,1	2,7
	35...95	35...95	x2 13,5	13,6

## ALUMINIUM BLOCK

Imperial	AWG	Ø	Torque inch/Lbs.
	14...6	x12 0,24	45
	8...3/0	x2 0,53	120

## COPPER BLOCK

Imperial	AWG	Ø	Torque inch/Lbs.
	14...6	x12 0,24	24
	8...3/0	x2 0,53	120

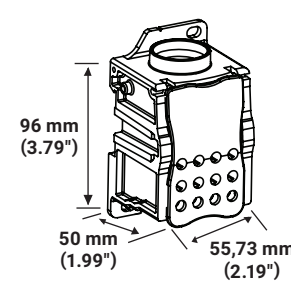
Part No.	Description	kg
569051	Unipolar Distribution Block UD400212CU - Copper	0,380
569251	Unipolar Distribution Block UD400212AL - Aluminium	0,160
569200	Jumper UD400J*	0,060

Flexible stranded cable (including terminal up to 50 mm<sup>2</sup>)  
 Rigid cable

\* 380A max

UL® Recognized for 1000V AC/DC and IEC® certified for 1000V AC/1500V DC - Ideal for Solar applications

**UD 400 112 XX**  
1 input / 12 outputs  
400 A - IEC  
335 A - UL®



- I = 400 A IEC
- I = 335 A UL/CSA
- Icw KA rms 1s: 24,5
- IPk KÁ : 51
- Ui : 1000 V AC
- 1500 V DC IEC
- Vin : 1000 V AC/DC UL

CENTER TO CENTER DRILLING:  
85 X 29 mm (3.35" x 1.14")

## COPPER/ALUMINIUM BLOCK

Metric	mm <sup>2</sup>	mm <sup>2</sup>	Ø	Γ(N.m)
	2,5...10	2,5...10	x12 6,1	2,7
	95...185	95...185	x1 19	25

## ALUMINIUM BLOCK

Imperial	AWG	Ø	Torque inch/Lbs.
	14...6	x12 0,24	45
	3/0...400MCM	x1 0,787	221





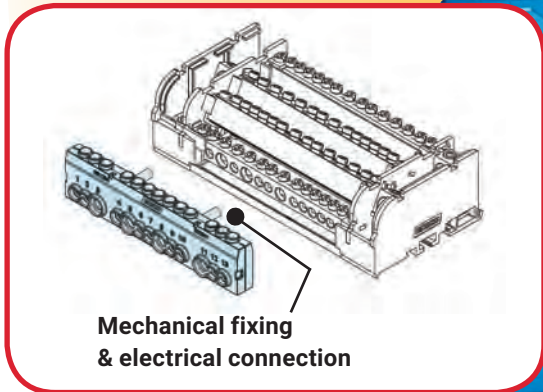
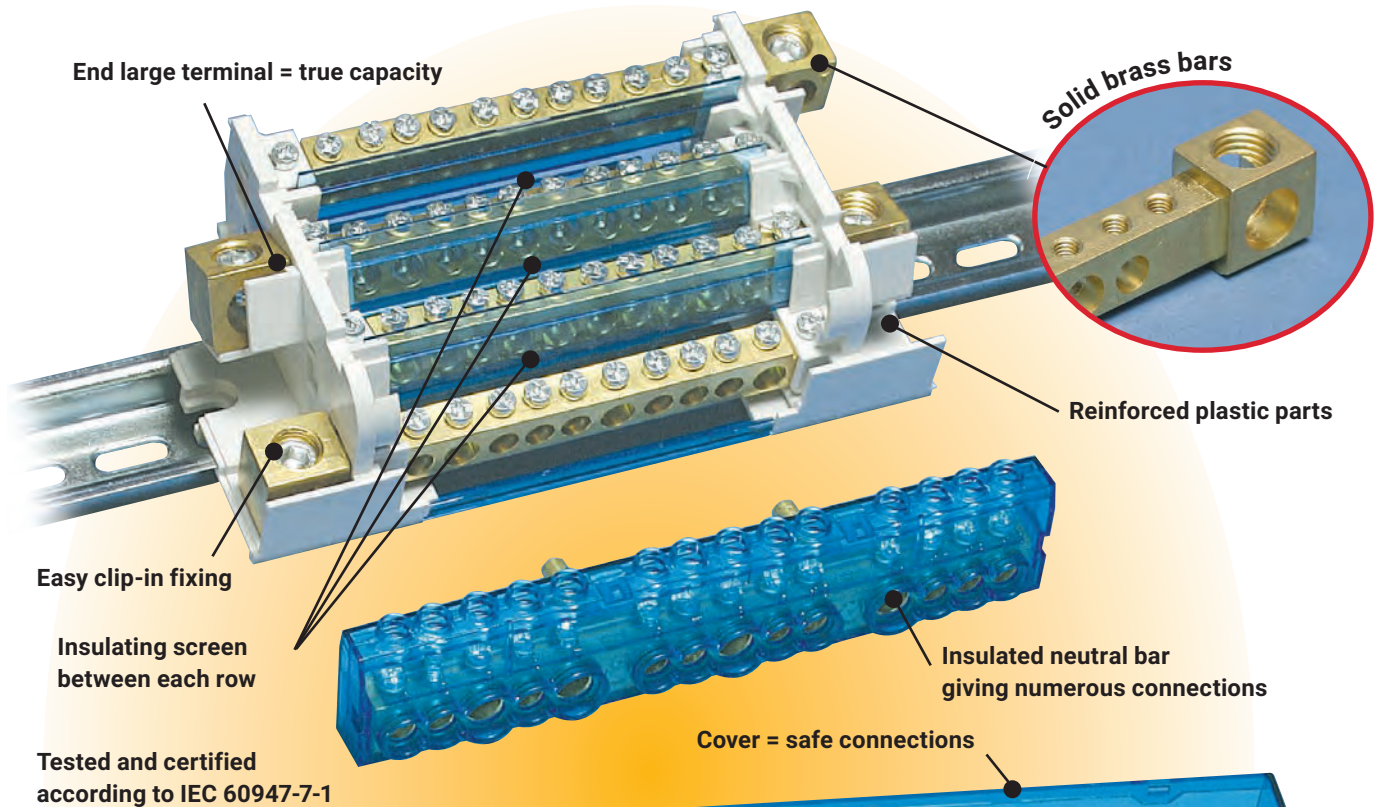
## COPPER BLOCK

Imperial	AWG	Ø	Torque inch/Lbs.
	14...6	x12 0,24	24
	3/0...400MCM	x1 0,787	221


Part No.	Description	kg
569052	Unipolar Distribution Block UD400112CU - Copper	0,400
569252	Unipolar Distribution Block UD400112AL - Aluminium	0,180



# Two and Four Pole Distribution Blocks



# Two and Four Pole Distribution Blocks

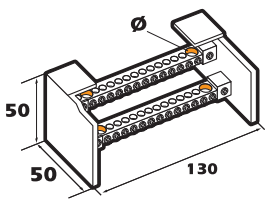


- Minimum space for maximum power
- Easy connections
- Protection: Transparent cover and screen
- Self extinguishing: UL94 V-0
- Safe connections
- Rail or screw mounting\*
- Halogen Free
- Rohs Compliant

IEC 60947-7-1

## 2 & 4 pole 40 A

### 2 pole BD 40 A

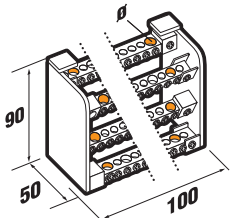


- I = 40 A IEC
- Icw kA rms 1s: 4,5
  - IPk kA: 22
  - Ui: 500 VCA/CC

### BD 40 A - 16 TERMINALS

mm <sup>2</sup>	mm <sup>2</sup>	Ø	Γ(N.m)
6-16	4-10	x2	6
1,5-4	0,75-4	x15	4,3

### 4 pole TD 40 A



- I = 40 A IEC
- Icw kA rms 1s: 4,5
  - IPk kA: 22
  - Ui: 500 V<sub>CA</sub>

### TD 40 A - 12 TERMINALS

mm <sup>2</sup>	mm <sup>2</sup>	Ø	Γ(N.m)
6-16	4-10	x2	6
1,5-4	0,75-4	x11	4,3

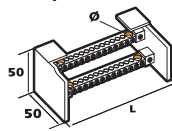
\* Center to drilling :  
 • BD 40 A = 110 mm  
 • TD 40 A = 80 mm

Part No.	Description	kg/lbs
563720	BD 40 A	0,22/0.49
563740	TD 40 A	0,33/0.73

- Flexible stranded cable (including terminal up to 50 mm<sup>2</sup>)
- Rigid cable

## 2 & 4 pole 80/100 A

### 2 pole BD 80/100 A



- I = 100 A IEC
- Icw kA rms 1s: 4,5
  - IPk kA: 20
  - Ui: 500 VCA/CC

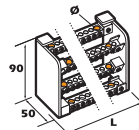
### BD 80/100 A - 6 TERMINALS

mm <sup>2</sup>	mm <sup>2</sup>	Ø	Γ(N.m)
10...25	10...25	x1	8,5
1,5...4	0,75...4	x3	4,5
2,5...6	1,5...6	x3	5,5

### BD 80/100 AL - 14 TERMINALS

10...25	10...25	x2	8,5
1,5...4	0,75...4	x6	4,5
2,5...6	1,5...6	x7	5,5

### 4 pole TD 80/100 A



- I = 100 A IEC
- Icw kA rms 1s: 4,5
  - IPk kA: 20
  - Ui: 500 V<sub>CA</sub>

### TD 80/100 A - 6 TERMINALS

mm <sup>2</sup>	mm <sup>2</sup>	Ø	Γ(N.m)
10...25	10...25	x1	8,5
1,5...4	0,75...4	x3	4,5
2,5...6	1,5...6	x3	5,5

### TD 80/100 AL - 10 TERMINALS

10...25	10...25	x2	8,5
1,5...4	0,75...4	x4	4,5
2,5...6	1,5...6	x5	5,5

### TD 80/100 ALL - 14 TERMINALS

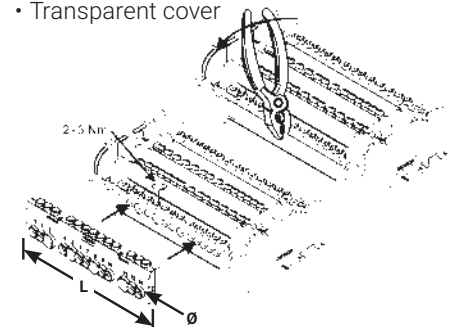
10...25	10...25	x2	8,5
1,5...4	0,75...4	x6	4,5
2,5...6	1,5...6	x7	5,5

\* Center to drilling :  
 • BD 80/100 A = 45 mm  
 • TD 80/100 A = 45 mm  
 • BD 80/100 AL = 110 mm  
 • TD 80/100 AL = 80 mm  
 • TD 80/100 ALL = 110 mm

Part No.	Description	L
563900	BD 80/100 A	0,11 64
563910	BD 80/100 AL	0,21 130
563920	TD 80/100 A	0,21 64
563930	TD 80/100 AL	0,31 100
563940	TD 80/100 ALL	0,40 130

## NEUTRAL BARS

- Improved wiring capacity
- Direct electrical connection
- Strong mechanical assembly
- Transparent cover



Neutral Bar 563841	→	563830 - Solid Bar
		563840 - Solid Bar
Neutral Bar 563201	→	563200 - Solid Bar
		563990 - Solid Bar

### NB 125 A

- I = 125 A IEC
- Icw kA rms 1s: 4,5
  - IPk kA: 30

mm <sup>2</sup>	mm <sup>2</sup>	Ø	Γ(N.m)
10-25	6-16	x3	7,5
2,5-6	1,5-6	x9	5,5


### NB 160 A

- I = 160 A IEC
- Icw kA rms 1s: 6.2
  - IPk kA: 35

mm <sup>2</sup>	mm <sup>2</sup>	Ø	Γ(N.m)
10-35	10-25	x4	8,5
2,5-16	1,5-16	x10	7,2

Part No.	Description	L	kg	lbs
563841	NB 125 A	142	10	0,17
563201	NB 160 A	170	10	0,20

# Two and Four Pole Distribution Blocks



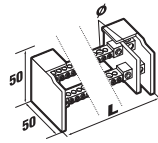
- Easy connections: Input separated from outputs
- Neutral bar: 125A & 160A
- Rail or screw mounting\*
- End large terminals: Safe connections
- New Design: solid bars provide reliability
- Improved Icc withstanding up to 35 KA
- Strong mechanical assembly

IEC 60947-7-1

## 2 & 4 POLE 100/125 A

### 2 pole BD 100/125 A

I = 125 A IEC  
• U<sub>i</sub>: 690 VCA/CC



#### BD 100/125 A - 6 TERMINALS

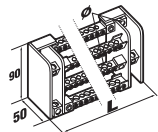
	mm <sup>2</sup>	mm <sup>2</sup>	Ø	Γ(N.m)
➡	10...35	10...35	x1 9,5	6-7
↔	2,5...6	1,5...6	x5 5,5	2-3
↔	10...25	6...16	x1 7,5	2-3

#### BD 100/125 AL - 14 TERMINALS

	mm <sup>2</sup>	mm <sup>2</sup>	Ø	Γ(N.m)
➡	10...35	10...35	x1 9,5	6-7
↔	2,5...6	1,5...6	x11 5,5	2-3
↔	10...25	6...16	x3 7,5	2-3

### 4 pole TD 100/125 A

I = 125 A IEC  
• U<sub>i</sub>: 690 V<sub>CA</sub>



#### TD 100/125 A - 6 TERMINALS

	mm <sup>2</sup>	mm <sup>2</sup>	Ø	Γ(N.m)
➡	10...35	10...35	x1 9,5	6-7
↔	2,5...6	1,5...6	x5 5,5	2-3
↔	10...25	6...16	x1 7,5	2-3

#### TD 100/125 AL - 10 TERMINALS

➡	10...35	10...35	x1 9,5	6-7
↔	2,5...6	1,5...6	x7 5,5	2-3
↔	10...25	6...16	x3 7,5	2-3

#### TD 100/125 ALL - 14 TERMINALS

➡	10...35	10...35	x1 9,5	6-7
↔	2,5...6	1,5...6	x11 5,5	2-3
↔	10...25	6...16	x1 7,5	2-3
↔	10...35	10...25	x2 8,5	2-3

\* Center to drilling :

- BD 100/125 A = 74 mm
- BD 100/125 AL = 142 mm

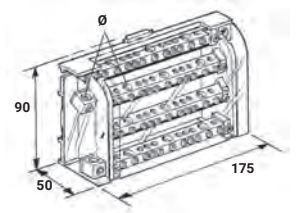
- TD 100/125 A = 89 mm
- TD 100/125 AL = 127 mm
- TD 100/125 ALL = 162 mm

Part No.	Description	I <sub>cw</sub>	I <sub>pk</sub>			L
563800	BD 100/125 A	4,5	30	1	0,16	94
563810	BD 100/125 AL	4,5	25	1	0,27	162
563820	TD 100/125 A	4,5	30	1	0,33	109
563830	TD 100/125 AL	4,5	30	1	0,44	147
563840	TD 100/125 ALL	4,5	21	1	0,55	182

## 4 POLE 160 A

### TD 160 A

I = 160 A IEC  
• I<sub>cw</sub> KA rms 1s : 8,2  
• I<sub>pk</sub> K<sub>A</sub> : 35  
• U<sub>i</sub>: 690 V<sub>CA</sub>



#### TD 160 A : 11 TERMINALS

	mm <sup>2</sup>	mm <sup>2</sup>	Ø	Γ(N.m)
➡	10...50	10...50	x1 12	8-10
↔	10...35	10...25	x3 8,5	2-3
↔	2,5...16	1,5...16	x7 7,2	2-3
↔	2,5...6	1,5...6	x1 5,5	2-3

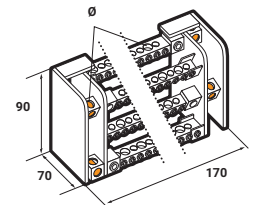
\* Center to center drilling : 160 mm

Part No.	Description		
563200	TD 160A	1	0.606

## 4 POLE 160 A

### TD 160 A

I = 160 A IEC  
• I<sub>cw</sub> KA rms 1s : 8,2  
• I<sub>pk</sub> K<sub>A</sub> : 35  
• U<sub>i</sub>: 690 V<sub>CA</sub>



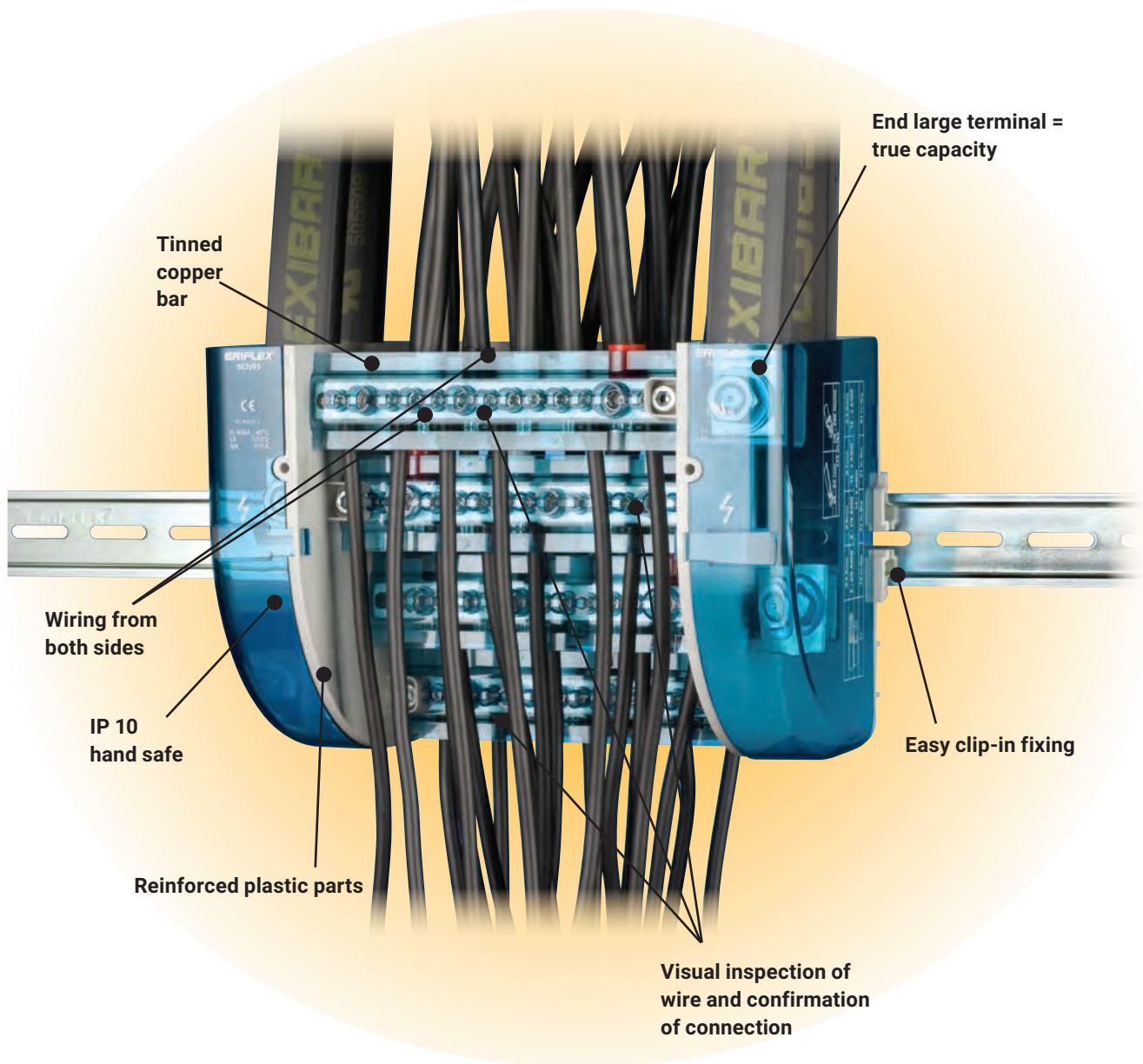
#### TD 160 AL : 11 TERMINALS

	mm <sup>2</sup>	mm <sup>2</sup>	Ø	Γ(N.m)
➡	10...50	10...50	x1 12	8-10
↔	10...35	10...25	x3 8,5	2-3
↔	2,5...16	1,5...16	x8 7	2-3

\* Center to drilling : 150 mm.

Part No.	Description		
563200	TD 160AL	1	0,74

# Four Pole Distribution Blocks – TDL



- Tested and Certified according to IEC 60947-7-1  $U_i=1000V$
- UL<sup>®</sup> Recognized for US & Canada
- UL 1059  $U_i=600V$
- Halogen Free
- UL94 V-0
- RoHS Compliant
- CE Conformity
- GOST

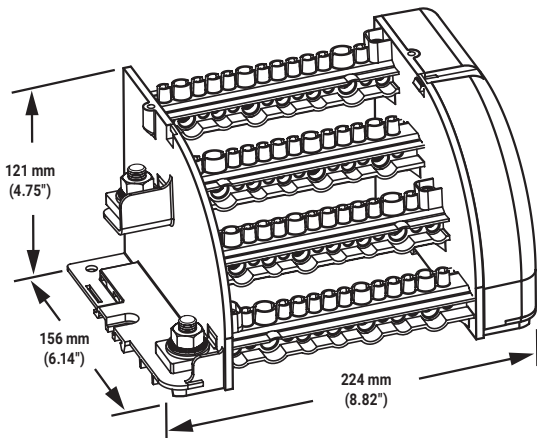

# Four Pole Distribution Blocks – TDL



- Easy connections: Input separated from outputs
- End large terminals: Safe connections
- Easy input connection : Flexibar - IBS - Cable
- Wiring from Both sides
- Tinned Copper Bars : Copper or Aluminum Cables
- Visual inspection of wire and confirmation of connection
- New Design: solid bars provide reliability
- Strong mechanical assembly
- IP 10 hand safe
- High % of Fill Ratio
- Easy fixing: clip on din rail or mount to panel with screws
- Halogen Free

**TDL 250/400A**  
400 A - IEC / us

- I = 400 A IEC
- Icw KA rms 1s : 23
  - IPk KÅ : 51
  - Ui : 1000 VAC  
1500 VDC IEC
  - Vin : 600 V UL



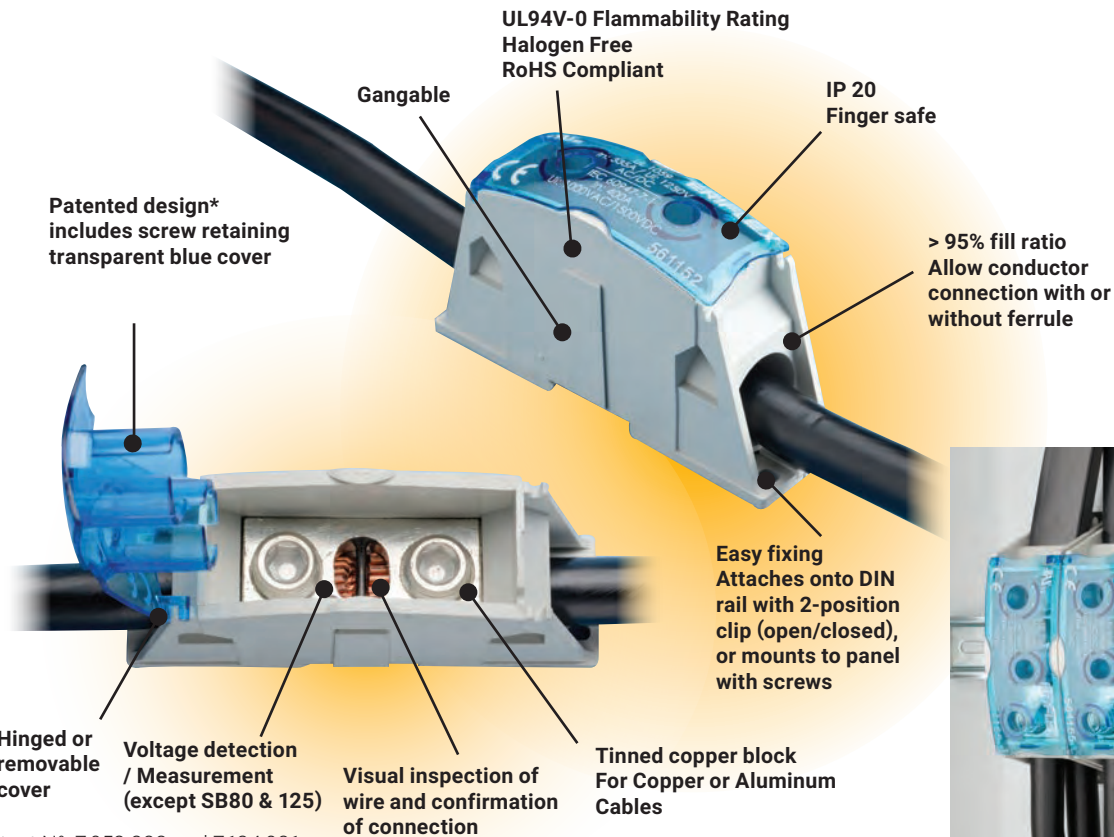
Flexibar, IBS						
METRIC	(width)	AWG	mm <sup>2</sup>	Γ(N.m)	mm <sup>2</sup>	Ø
	20 - 24 mm	35...120 mm <sup>2</sup>	20	35...120 mm <sup>2</sup>	20	x1 10
	-	10...50 mm <sup>2</sup>	8,5	10...35 mm <sup>2</sup>	8,5	x1 9.5
	-	10...35 mm <sup>2</sup>	6,4	10...25 mm <sup>2</sup>	6,4	x2 9
	-	6...25 mm <sup>2</sup>	3,5	6...16 mm <sup>2</sup>	3,5	x4 7
	-	2.5...16 mm <sup>2</sup>	2,7	2.5...10 mm <sup>2</sup>	2,7	x7 5.5

Part No.	Description		kg/lbs
563995	TDL250A	1	1,69 / 3.73

- Flexible stranded cable (including terminal up to 50 mm<sup>2</sup>)
- Rigid cable

Flexibar, IBS						
IMPERIAL	(width)	AWG	Γ(N.m)		Ø	
	20 - 24 mm	1/0 - 250	177	x1	0.394	
	-	6 - 1/0	75	x1	0.374	
	-	8 - 1	57	x2	0.354	
	-	10 - 3	31	x4	0.276	
	-	10 - 5	24	x7	0.217	

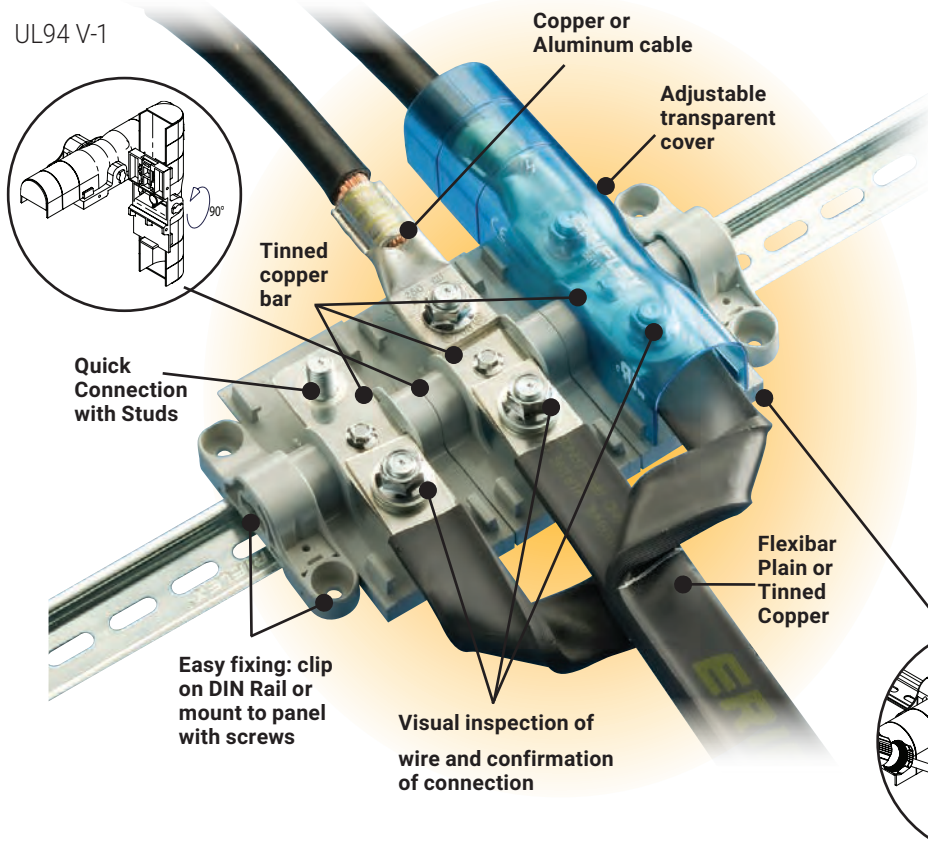
# Power Blocks – SB Series



\*Patent N°: 7,052,333 and 7,134,921



## POWER TERMINALS – SBLL



- Tested and Certified according to IEC 60947-7-1 Ui=1000V AC / 1500V DC
- UL® Recognized for US per UL 1059
- Short Circuit Current Rated up to 100 KA (refer to UL file E198301)
- Halogen Free
- RoHS Compliant



# Power Blocks & Terminals



IEC 60947-7-1

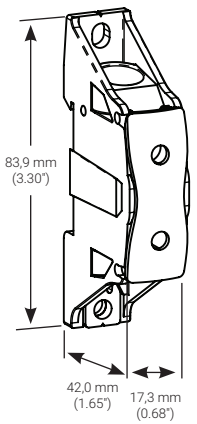
UL 1059

- Complete Power Blocks range, from 80A up to 630A IEC® - 85A up to 545A UL®
- Offer multiple connection possibilities with One cable, Two cables or Flexibar and IBSB/IBSBR Power Braid
- Large cross section aluminum/copper conductor connection
- Offer time savings and reliability
- High short-circuit current rating
  - 100kA SCCR (UL)
  - Ipk up to 51kA (IEC)
- High voltage values under IEC & UL certification (minimum of 1000V AC/DC)
- Modular: individual modules are stackable for multiple applications

## SB 80 110 A - IEC 85 A - UL

• Cable to Cable

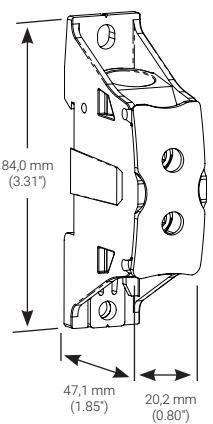
- I = 110 A IEC
- I = 85 A UL
- Icw KA rms 1s : 3.0
- IPk KÅ : 25
- Ui : 1000 V AC IEC
- Ui : 1500 V DC IEC
- Vin : 1000 V UL



## SB 125 170 A - IEC 150 A - UL

• Cable to Cable

- I = 170 A IEC
- I = 150 A UL
- Icw KA rms 1s : 6.0
- IPk KÅ : 25
- Ui : 1000 V AC IEC
- Ui : 1500 V DC IEC
- Vin : 1250 V UL



Metric (Imperial) Chart						
No. Terminals	Conductor	Size mm <sup>2</sup> (AWG)	Ø mm (in)	Torque N-m (in-lbs)	Strip Length mm (in)	Hex mm (in)
x1		2,5...6 (16...10)	8,2 (.32)	3,5 (19.5)	17,0 (.67)	4 (5/32)
		6...16 (16...4)	8,2 (.32)	3,5 (19.5)	17,0 (.67)	4 (5/32)
		6...16 (16...4)	8,2 (.32)	3,5 (19.5)	17,0 (.67)	4 (5/32)
x1		2,5 - 6 (16...10)	8,2 (.32)	3,5 (19.5)	17,0 (.67)	4 (5/32)
		6 - 16 (16...4)	8,2 (.32)	3,5 (19.5)	17,0 (.67)	4 (5/32)
		6...16 (16...4)	8,2 (.32)	3,5 (19.5)	17,0 (.67)	4 (5/32)

- Metric solid cable / AWG solid cable
- Metric rigid stranded cable / AWG stranded cable
- Metric flexible stranded cable

Metric (Imperial) Chart						
No. Terminals	Conductor	Size mm <sup>2</sup> (AWG)	Ø mm (in)	Torque N-m (in-lbs)	Strip Length mm (in)	Hex mm (in)
x1		10...35 (8...1/0)	10,1 (.40)	6,4 (57.0)	15,2 (.60)	5 (3/16)
		10...35 (8...1/0)	10,1 (.40)	8,5 (57.0)	15,2 (.60)	5 (3/16)
x1		10...35 (8...1/0)	10,1 (.40)	6,4 (57.0)	15,2 (.60)	5 (3/16)
		10...35 (8...1/0)	10,1 (.40)	8,5 (57.0)	15,2 (.60)	5 (3/16)

Metric rigid stranded cable / AWG stranded cable

Metric flexible stranded cable

Part No.	Description	kg/lbs
561158	SB 125	1 0,07/0.15

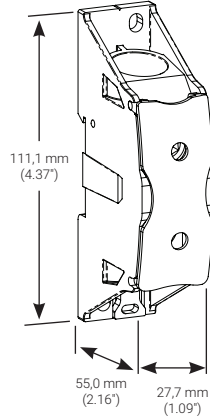
Part No.	Description	kg/lbs
561150	SB 80	1 0,04/0.10

# Power Blocks & Terminals

## SB 160 250 A - IEC 200 A -

• Cable to Cable

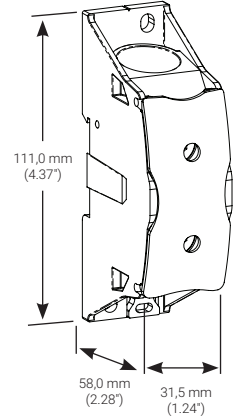
- I = 250 A IEC
- I = 200 A UL
- Icw KA rms 1s : 14.4
- IPk KÂ : 42
- Ui : 1000 V AC IEC
- Ui : 1500 V DC IEC
- in : 1000 V UL







## SB 250 400 A - IEC 255 A -

• Cable to Cable





- I = 400 A IEC
- I = 255 A UL
- Icw KA rms 1s : 14.4
- IPk KÂ : 42
- Ui : 1000 V AC IEC
- Ui : 1500 V DC IEC
- Vin : 1250 V UL



Metric (Imperial) Chart						
No. Terminals	Conductor	Size mm <sup>2</sup> (AWG)	Ø mm (in)	Torque N-m (in-lbs)	Strip Length mm (in)	Hex mm (in)
x1		35...70 (2...3/0)	14,0 (.55)	10,7 (95.0)	25,0 (.98)	8 (5/16)
		35...70	14,0	10,7	25,0	8
x1		35...70 (2...3/0)	14,0 (.55)	10,7 (95.0)	25,0 (.98)	8 (5/16)
		35...70	14,0	10,7	25,0	8

 Metric rigid stranded cable / AWG stranded cable

 Metric flexible stranded cable


Metric (Imperial) Chart						
No. Terminals	Conductor	Size mm <sup>2</sup> (AWG)	Ø mm (in)	Torque N-m (in-lbs)	Strip Length mm (in)	Hex mm (in)
x1		35...120 (6...250)	15,1 (.59)	19,0 (168)	26,0 (1.02)	8 (5/16)
		35...120	15,1	19,0	26,0	8
x1		35...120 (6...250)	15,1 (.59)	19,0 (168)	26,0 (1.02)	8 (5/16)
		35...120	15,1	19,0	26,0	8

 Metric rigid stranded cable / AWG stranded cable

 Metric flexible stranded cable

Part No.	Description		 kg/lbs
561151	SB 160	1	0,18/0.40

Part No.	Description		 kg/lbs
561159	SB 250	1	0,30/0.66





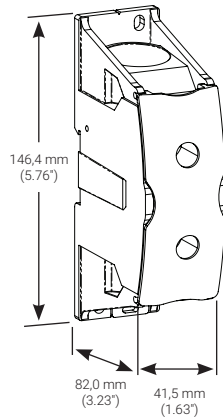
# Power Blocks & Terminals

## SB 400 500 A - IEC 335 A -

• Cable to Cable

I = 500 A IEC  
I = 335 A UL

- Icw KA rms 1s : 28.8
- IPk KÅ : 51
- Ui : 1000 V AC IEC
- Ui : 1500 V DC IEC
- Vin : 1250 V UL

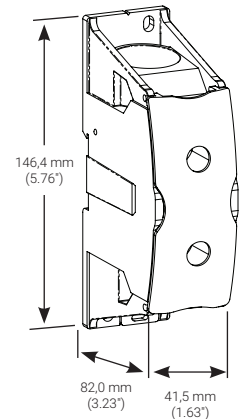


## SBF 400 405/445\* A - IEC 335 A -

• Cable to Flexibar /  
Insulated power braid





I = 405/445\* A IEC  
I = 335 A UL

- Icw KA rms 1s : 28.8
- IPk KÅ : 51
- Ui : 1000 V AC IEC
- Ui : 1500 V DC IEC
- Vin : 1000 V UL



\*405 A IEC: IBSB/IBSBR  
\*445 A IEC: Flexibar


### Metric (Imperial) Chart

No. Terminals	Conductor	Size mm <sup>2</sup> (AWG)	Ø mm (in)	Torque N-m (in-lbs)	Strip Length mm (in)	mm (in)
x1		95...240 (3/0...400)	21,0 (.83)	29,8 (264)	30,0 (1.18)	10 (3/8)
		95...240	21,0	29,8	30,0	10
x1		95...240 (3/0...400)	21,0 (.83)	29,8 (264)	30,0 (1.18)	10 (3/8)
		95...240	21,0	29,8	30,0	10

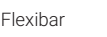
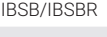
 Metric rigid stranded cable / AWG stranded cable

 Metric flexible stranded cable

Part No.	Description		 kg/lbs
561152	SB 400	1	0,51/1.13



### Metric (Imperial) Chart

No. Terminals	Conductor	Size	Ø mm (in)	Torque N-m (in-lbs)	Strip Length mm (in)	mm (in)
x1	Flexibar	2x20x1 - 5x24x1	N/A	13,5 (120)	30,0 (1.18)	10 (3/8)
	IBSB/IBSBR	100				
x1		95...240 (3/0...400)	21,0 (.83)	29,8 (264)	30,0 (1.18)	10 (3/8)
		95...240	21,0	29,8	30,0	10

 Metric rigid stranded cable / AWG stranded cable

 Metric flexible stranded cable

Part No.	Description		 kg/lbs
561153	SBF 400	1	0,56/1.23

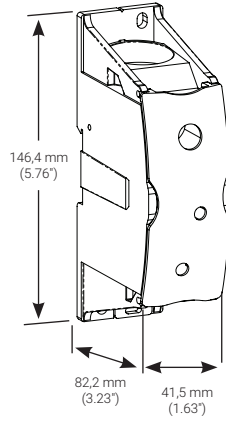


# Power Blocks & Terminals

## SB2C 400 600 A - IEC 335 A -

• Cable to Two Cables

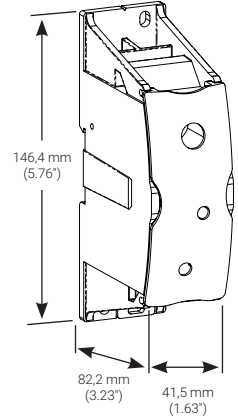
- I = 600 A IEC
- I = 335 A UL
- Icw KA rms 1s : 28.8
- IPk KA : 51
- Ui : 1000 V AC IEC
- Ui : 1500 V DC IEC
- Vin : 1000 V UL







## SBF2C 400 500/560\* A - IEC 335 A -



• Two Cable to Flexibar / Insulated Power braid

- I = 500/560\* A IEC
- I = 335 A UL
- Icw KA rms 1s : 28.8
- IPk KA : 51
- Ui : 1000 V AC IEC
- Ui : 1500 V DC IEC
- Vin : 1000 V UL





\*500 A IEC: IBSB/IBSBR  
\*560 A IEC: Flexibar



Metric (Imperial) Chart						
No. Terminals	Conductor	Size mm <sup>2</sup> (AWG)	Ø mm (in)	Torque N-m (in-lbs)	Strip Length mm (in)	mm (in)
x1		95...240 (3/0...400)	21,0 (.83)	29,8 (264)	30,0 (1.18)	10 (3/8)
		95...240	21,0	29,8	30,0	10
x2		35...120 (2...250)	15,0 (.59)	19,0 (168)	A. 26 B. 52 (A. 1.02) (B. 2.04)	8 (5/16)
		35...120	15,0	19,0	A. 26 B. 52	8

-  Metric rigid stranded cable / AWG stranded cable
-  Metric flexible stranded cable

Part No.	Description		 kg/lbs
561154	SB2C 400	1	0,73/1.61




Metric (Imperial) Chart						
No. Terminals	Conductor	Size mm <sup>2</sup> (AWG)	Ø mm (in)	Torque N-m (in-lbs)	Strip Length mm (in)	mm (in)
x1	Flexibar	2x20x1 - 5x24x1	N/A	13,5 (120)	33,0 (1.30)	10 (3/8)
	IBSB/IBSBR	100				
x2		35...120 (2...250)	15,0 (.59)	19,0 (168)	A. 26 B. 52 (A. 1.02) (B. 2.04)	8 (5/16)
		35...120	15,0	19,0	A. 26 B. 52	8

-  Metric rigid stranded cable / AWG stranded cable
-  Metric flexible stranded cable

Part No.	Description		 kg/lbs
561155	SBF2C 400	1	0,76/1.67

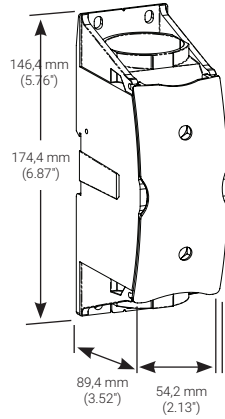


# Power Blocks & Terminals

**SB 630**  
**870 A - IEC**  
**545 A - **

• Cable to Cable

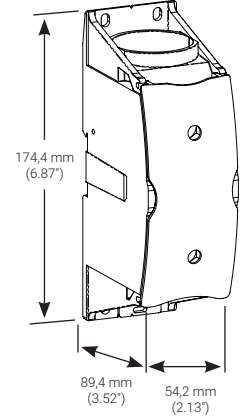
- I = 870 A IEC
- I = 545 A UL
- Icw KA rms 1s : 60.0
- IPk KÁ : 51
- Ui : 1000 V AC IEC
- Ui : 1500 V DC IEC
- Vin : 1250 V UL







**SBF 630**  
**800/805\* A - IEC**  
**545 A - **



• Cable to Flexibar / Insulated Power braid

- I = 800/805\* A IEC
- I = 545 A UL
- Icw KA rms 1s : 60.0
- IPk KÁ : 51
- Ui : 1000 V AC IEC
- Ui : 1500 V DC IEC
- Vin : 1000 V UL






\*800 A IEC: IBSB/IBSBR  
 \*805 A IEC: Flexibar



Metric (Imperial) Chart						
No. Terminals	Conductor	Size mm <sup>2</sup> (kcmil)	Ø mm (in)	Torque N-m (in-lbs)	Strip Length mm (in)	Strip Length mm (in)
x1		240...500 (400...1000)	31,0 (1.22)	45,2 (400)	50,0 (1.97)	10 (3/8)
		240...500	31,0	45,2	50,0	10
x1		240...500 (400...1000)	31,0 (1.22)	45,2 (400)	50,0 (1.97)	10 (3/8)
		240...500	31,0	45,2	50,0	10

-  Metric rigid stranded cable / AWG stranded cable
-  Metric flexible stranded cable

Part No.	Description		 kg/lbs
561156	SB 630	1	1,20/2.64



Metric (Imperial) Chart						
No. Terminals	Conductor	Size	Ø mm (in)	Torque N-m (in-lbs)	Strip Length mm (in)	Strip Length mm (in)
x1	Flexibar	2x20x1 - 8x32x1	N/A	13,5 (120)	50,0 (1.97)	10 (3/8)
	IBSB/IBSBR	100, 240				
x1		240...500 (400...1000)	31,0 (1.22)	45,2 (400)	50,0 (1.97)	10 (3/8)
		240...500	31,0	45,2	50,0	10

-  Metric rigid stranded cable / AWG stranded cable
-  Metric flexible stranded cable

Part No.	Description		 kg/lbs
561157	SBF 630	1	1,39/3.07



# Power Terminals – SBLL

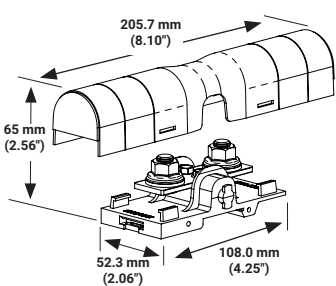
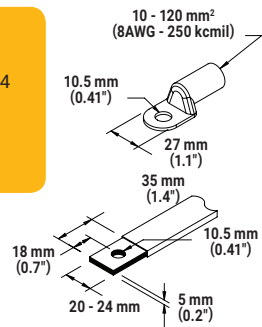


- Tinned Copper Bar
- Visual inspection of wire and confirmation of connection
- Quick connection with studs
- Easy connection on Flexibar
- Adjustable transparent cover
- Halogen Free
- Self extinguishing: UL94 V-1
- Easy fixing: clip on din rail with end cap or mount to panel with screws
- Short Circuit Rated up to 100 KA - See UL file E198301
- RoHS Compliant

## SBLL 250 290 A - IEC 255 A - cULus

- Modular: individual modules are stackable for multipole applications.
- SBLEC required for direct panel mount.

- I = 290 A IEC  
I = 255 A UL/CSA
- Icw KA rms 1s : 14.4
- IPk KÂ : 42
- Ui : 1000 VAC/  
1500 VDC IEC
- Vin : 1000 V UL



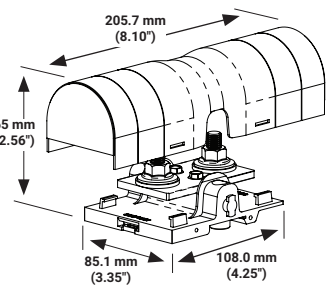
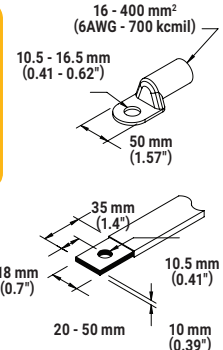
Part No.	Description	kg/lbs
561132	SBLL 250	1 0,16/0.35

## SBLL 500 750 A - IEC 475 A - cULus

- Modular: individual modules are stackable for multipole applications.

- I = 750 A IEC  
I = 475 A UL/CSA
- Icw KA rms 1s : 36
- IPk KÂ : 51
- Ui : 1000 VAC/  
1500 VDC IEC
- Vin : 1000 V UL

\* CENTER TO CENTER DRILLING:  
66 mm (2.6")



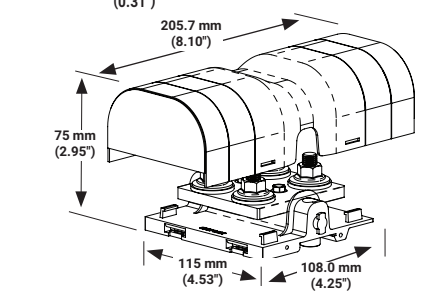
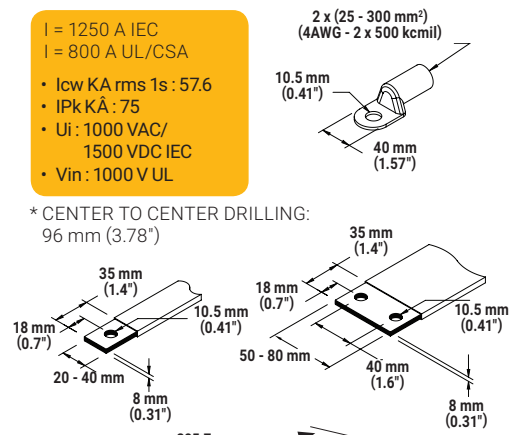
Part No.	Description	kg/lbs
561134	SBLL 500	1 0,34/0.75

## SBLL 800 1250 A - IEC 800 A - cULus

- Modular: individual modules are stackable for multipole applications.

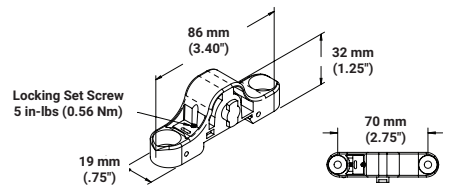
- I = 1250 A IEC  
I = 800 A UL/CSA
- Icw KA rms 1s : 57.6
- IPk KÂ : 75
- Ui : 1000 VAC/  
1500 VDC IEC
- Vin : 1000 V UL

\* CENTER TO CENTER DRILLING:  
96 mm (3.78")




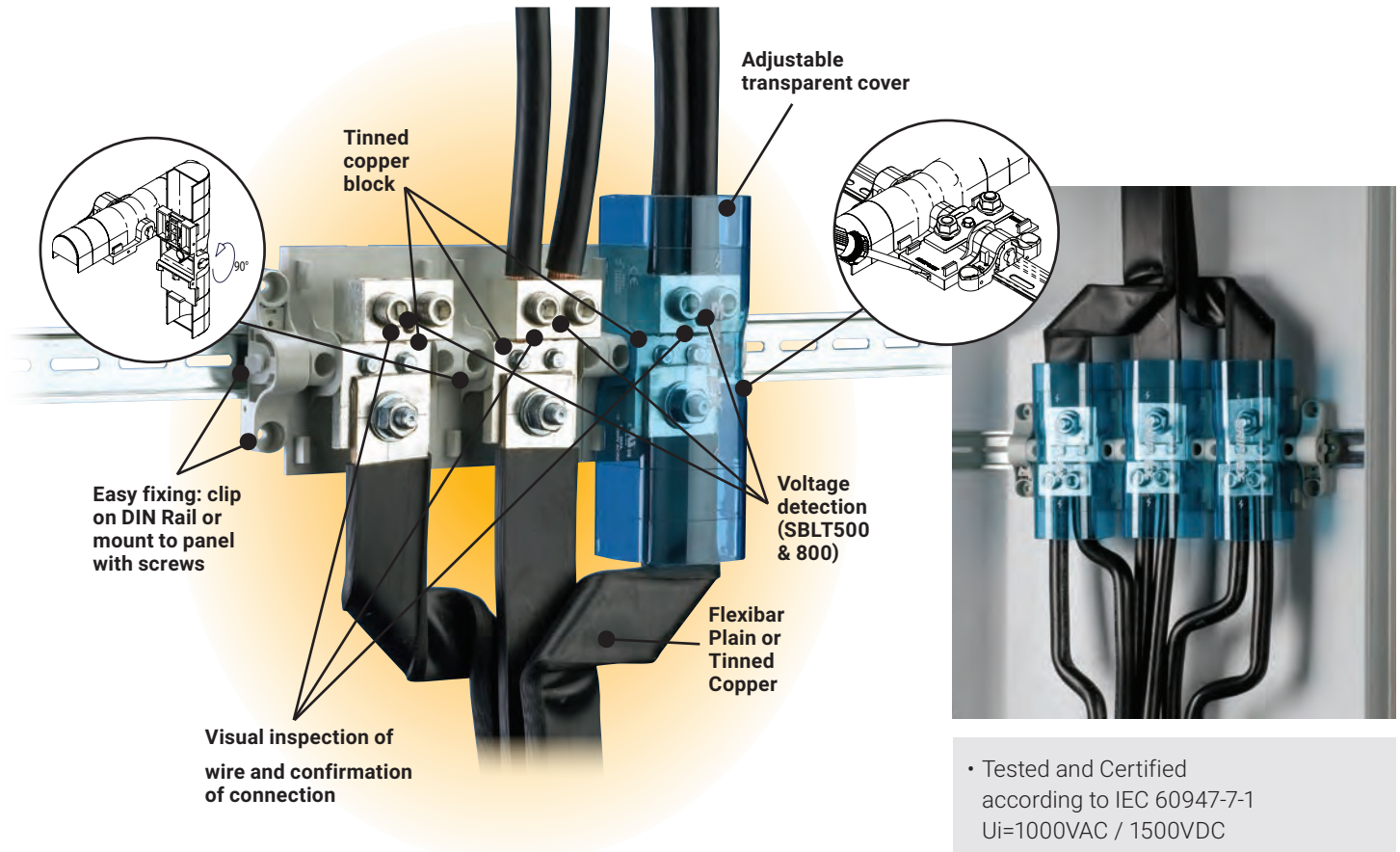
Part No.	Description	kg/lbs
561136	SBLL 800	1 0,7/1.54

## SBLEC



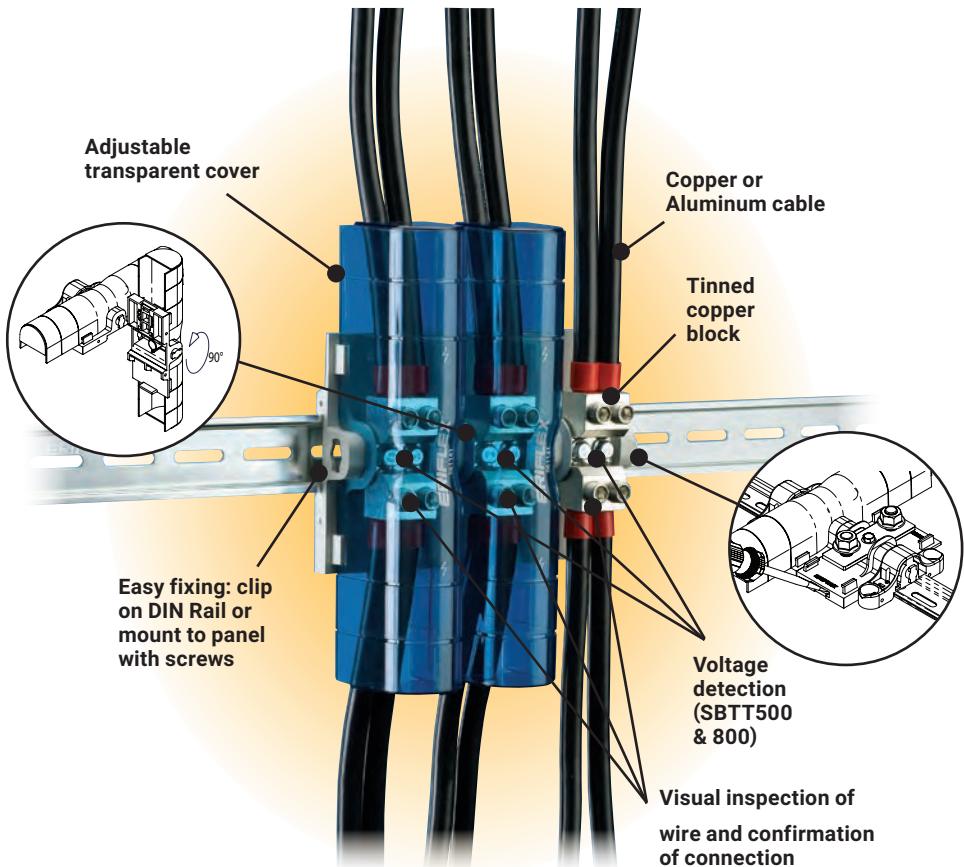
Part No.	Description	kg/lbs
561138	SBLEC	1 0,01/0.02

# Power Terminals – SBLT



- Tested and Certified according to IEC 60947-7-1  
Ui=1000VAC / 1500VDC
- UL® Recognized for US & Canada
- UL 1059
- Short Circuit Current Rated up to 100 KA
- Halogen Free
- UL94 V-1
- RoHS Compliant
- CE Conformity
- GOST

## POWER TERMINALS – SBTT



# Power Terminals – SBLT



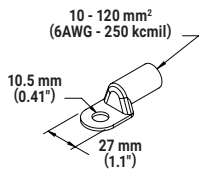
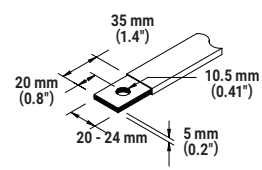
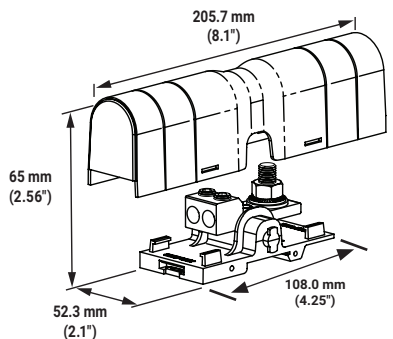
- Tinned Copper Block : Copper or Aluminum Cables
- Visual inspection of wire and confirmation of connection
- Quick connection with studs or tunnel
- Easy connection on Flexibar or Cable
- Adjustable transparent cover
- Halogen Free
- Self extinguishing: UL94 V-1
- Easy fixing: clip on din rail with end cap or mount to panel with screws
- Short Circuit Rated up to 100 KA - See UL® file E198301
- RoHS Compliant



## SBLT 250 350 A - IEC 300 A - cULus

- Modular: individual modules are stackable for multipole applications.
- SBLEC required for direct panel mount.

- I = 350 A IEC  
I = 300 A UL/CSA
- Icw KA rms 1s : 8,4
- IPk KÅ : 30
- Ui : 1000 VAC / 1500 VDC IEC
- Vin : 1000 V AC/DC UL



METRIC	mm <sup>2</sup>	Γ(N.m)	mm <sup>2</sup>	Γ(N.m)	Ø
	Flexibar or cable with lug				1
	10...50	8.5	10...35	8.5	x2 10

IMPERIAL	AWG	Γ(in/lb)	Ø
	Flexibar or cable with lug		0,24
	8...1/0	168	x2 0.394

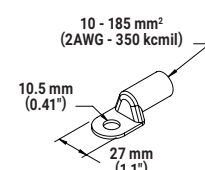
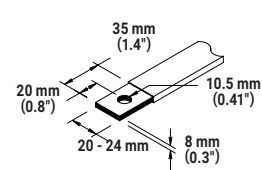
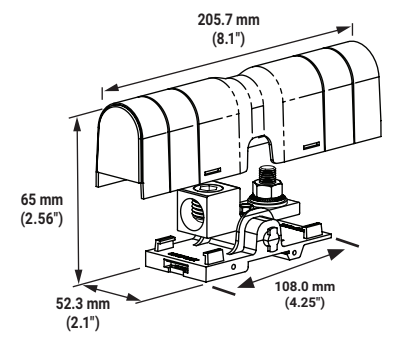
Part No.	Description	kg/lbs
561140	SBLT 250	1 / 0,27 / 0.60

\* Flexible stranded cable (including terminal up to 50 mm<sup>2</sup>)  
 Rigid cable

## SBLT 350 500 A - IEC 310 A - cULus

- Modular: individual modules are stackable for multipole applications.
- SBLEC required for direct panel mount.

- I = 500 A IEC  
I = 310 A UL/CSA
- Icw KA rms 1s : 22,2
- Pk KÅ : 43
- Ui : 1000 VAC / 1500 VDC IEC
- Vin : 1000 V AC/DC UL



METRIC	mm <sup>2</sup>	Γ(N.m)	mm <sup>2</sup>	Γ(N.m)	Ø
	Flexibar or cable with lug				1
	35...185	25	35...150	25	x1 20

IMPERIAL	AWG	Γ(in/lb)	Ø
	Flexibar or cable with lug		
	2...350	221	x1 0.787

Part No.	Description	kg/lbs
561142	SBLT 350	1 / 0,35 / 0.77

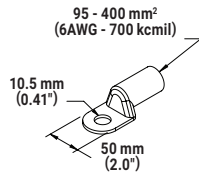
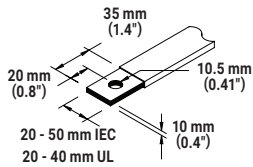
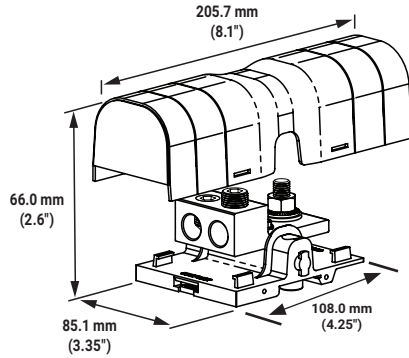
# Power Blocks & Terminals

**SBLT 500**  
750 A - IEC  
500 A - cULus

• Modular: individual modules are stackable for multipole applications.

I = 750 A IEC  
I = 500 A UL/CSA

- Icw KA rms 1s: 28,8
- IPk KÅ: 52
- Ui: 1000 VAC / 1500 VDC IEC
- Vin: 1000 V AC/DC UL

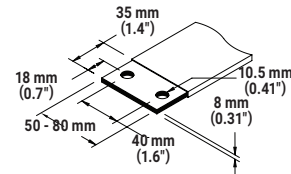
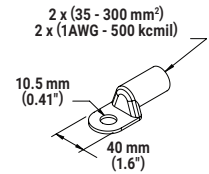
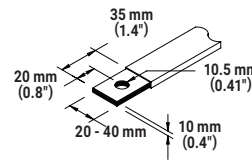
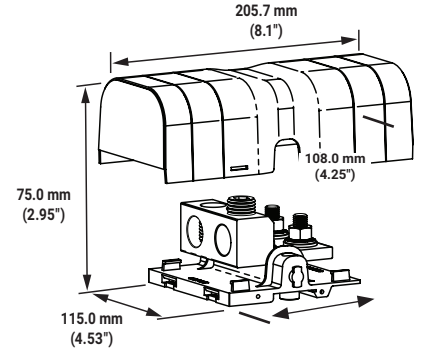


**SBLT 800**  
1250 A - IEC  
760 A - cULus

• Modular: individual modules are stackable for multipole applications.

I = 1250 A IEC  
I = 760 A UL/CSA

- Icw KA rms 1s: 57,6
- IPk KÅ: 75
- Ui: 1000 VAC / 1500 VDC IEC
- Vin: 1000 V AC/DC UL



METRIC	mm <sup>2</sup>	Γ(N.m)	mm <sup>2</sup>	Γ(N.m)	Ø
	Flexibar or cable with lug				
	16...120	19	16...120	19	x2 15

IMPERIAL	AWG	Γ(in/lb)	Ø
	Flexibar or cable with lug		
	6...250	168	x2 0.59

Part No.	Description	kg/lbs
561144	SBLT 500	0,61 / 1.34

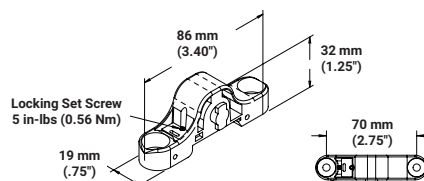
\* Flexible stranded cable (including terminal up to 50 mm<sup>2</sup>)  
 Rigid cable

METRIC	mm <sup>2</sup>	Γ(N.m)	mm <sup>2</sup>	Γ(N.m)	Ø
	Flexibar or cable with lug				
	95...240	34	50...185	34	x2 22

IMPERIAL	AWG	Γ(in/lb)	Ø
	Flexibar or cable with lug		
	3/0...500	300	x2 0.866


Part No.	Description	kg/lbs
561146	SBLT 800	1,09 / 2.40

## SBLEC



Part No.	Description	kg/lbs
561138	SBLEC	0,01/0.02

# Power Terminals – SBTT

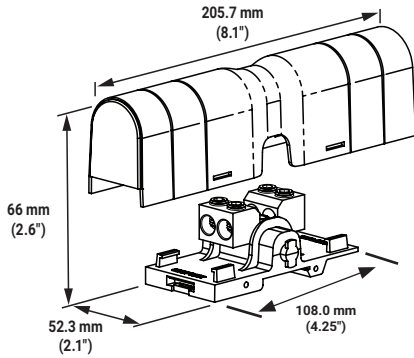


- Tinned Copper Block : Copper or Aluminum Cables
- Visual inspection of wire and confirmation of connection
- Quick connection with studs or tunnel
- Easy connection on Flexibar or Cable
- Adjustable transparent cover
- Halogen Free
- Self extinguishing: UL94 V-1
- Easy fixing: clip on din rail with end cap or mount to panel with screws
- Short Circuit Rated up to 100 KA  
- See UL® file E198301
- RoHS Compliant

## SBTT 250 350 A - IEC 300 A - cULus

- Modular: individual modules are stackable for multipole applications.
- SBLEC required for direct panel mount.

- I = 350 A IEC  
I = 300 A UL/CSA
- Icw KA rms 1s: 8.4
- IPk KÅ: 30
- Ui: 1000 VAC / 1500 VDC IEC
- Vin: 1000 V AC/DC UL



METRIC	mm <sup>2</sup>	Γ(N.m)	mm <sup>2</sup>	Γ(N.m)	Ø
	10...50	8.5	10...35	8.5	x4 10

IMPERIAL	AWG	Γ(in/lb)	Ø
	8...1/0	168	x4 0,394

Part No.	Description		kg/lbs
561141	SBLT 250	1	0,26 / 0.57

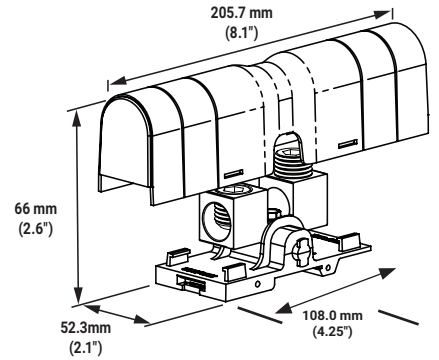
- \* Flexible stranded cable (including terminal up to 50 mm<sup>2</sup>)
- Rigid cable

## SBTT 350 500 A - IEC 310 A - cULus



- Modular: individual modules are stackable for multipole applications.
- SBLEC required for direct panel mount.

- I = 500 A IEC  
I = 310 A UL/CSA
- Icw KA rms 1s: 22.2
- IPk KÅ: 43
- Ui: 1000 VAC / 1500 VDC IEC
- Vin: 1000 V AC/DC UL



METRIC	mm <sup>2</sup>	Γ(N.m)	mm <sup>2</sup>	Γ(N.m)	Ø
	35...185	25	35...150	25	x2 20

IMPERIAL	AWG	Γ(in/lb)	Ø
	2...350	221	x2 0,787

Part No.	Description		kg/lbs
561143	SBTT 350	1	0,33 / 0.73

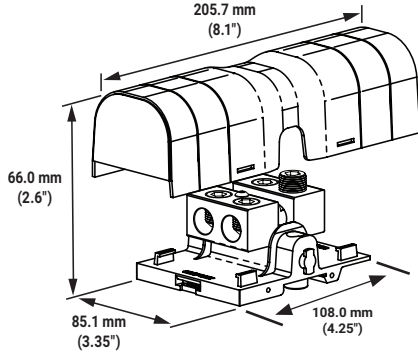


# Power Blocks & Terminals

**SBTT 500**  
 750 A - IEC  
 500 A - cUL<sup>us</sup>

- Modular: individual modules are stackable for multipole applications.

- I = 750 A IEC
- I = 500 A UL/CSA
- Icw KA rms 1s : 28.8
- IPk KÅ : 52
- Ui : 1000 VAC / 1500 VDC IEC
- Vin : 1000 V AC/DC UL



METRIC	mm <sup>2</sup>	Γ(N.m)	mm <sup>2</sup>	Γ(N.m)	Ø
	16...120	19	16...120	19	x4 15

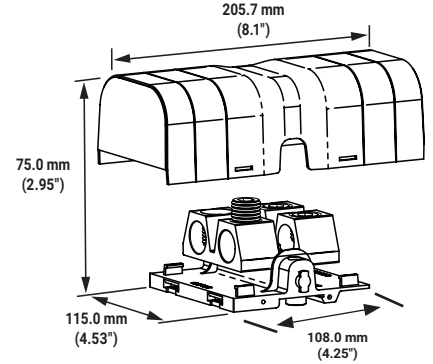
IMPERIAL	AWG	Γ(in/lb)	Ø
	6...250	168	x4 0.59

Part No.	Description		kg/lbs
561145	SBTT 500	1	0,60 / 1.32

**SBTT 800**  
 1250 A - IEC  
 760 A - cUL<sup>us</sup>

- Modular: individual modules are stackable for multipole applications.

- I = 1250 A IEC
- I = 760 A UL/CSA
- Icw KA rms 1s : 57,6
- IPk KÅ : 75
- Ui : 1000 VAC / 1500 VDC IEC
- Vin : 1000 V AC/DC UL



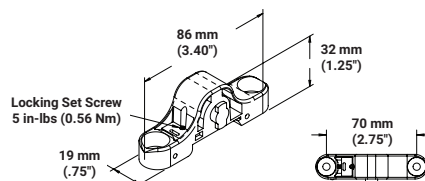
METRIC	mm <sup>2</sup>	Γ(N.m)	mm <sup>2</sup>	Γ(N.m)	Ø
	95...240	34	50...185	34	x4 22

IMPERIAL	AWG	Γ(in/lb)	Ø
	3/0...500	300	x4 0.866

Part No.	Description		kg/lbs
561147	SBTT 800	1	1,04 / 2.29


- \* Flexible stranded cable (including terminal up to 50 mm<sup>2</sup>)
- Rigid cable

**SBLEC**



Part No.	Description		kg/lbs
561138	SBLEC	1	0,01/0.02

# Four Pole Distribution Blocks



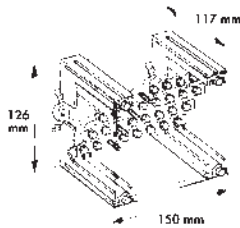
- A complete range from 125 A to 630 A
- Transparent protection cover
- Large accessibility for wiring
- Pre-assembled
- Self Extinguishing: UL94 V-0
- RoHS Compliant

IEC 61439.1

## TR 125A

**Threaded bars**  
12 x 4 - I = 125 A

- Easy clip in fixing for DIN rail or sheet steel
- Protection screen on 5 sides
- Equipped with a current input plug M6
- 5 outlets M5 per phase



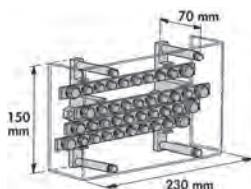
- Icw KA rms 1s: 20
- IPk KÄ: 40
- Ui = 1000V

Part No.	Description		
563150	TR 125A	1	0,684

## TRS 160A

**Threaded bars**  
15 x 5 - I = 160 A

- Easy fixing for DIN rail G or sheet steel
- Incomers right or left Ø 8 mm
- 6 outlets M6 per phase



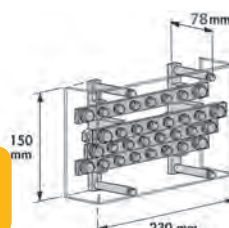
- Icw KA rms 1s: 17
- IPk KÄ: 34
- Ui = 630V

Part No.	Description		
563160	TRS 160A	1	1,15

## TR 250A

**Threaded bars**  
20 x 5 - I = 250 A

- Easy fixing for DIN rail G or sheet steel
- Incomers right or left Ø 8 mm
- 4 outlets M6 per phase



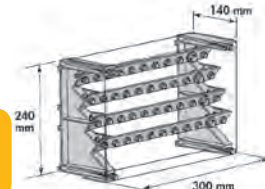
- Icw KA rms 1s: 17
- IPk KÄ: 34
- Ui = 630V

Part No.	Description		
563170	TR 250A	1	1,30

## TR 400A

**Threaded bars**  
32 x 5 - I = 400 A

- Easy fixing for DIN rail or sheet steel
- 1 incomer Ø 10 mm
- 8 outlets M6 per phase



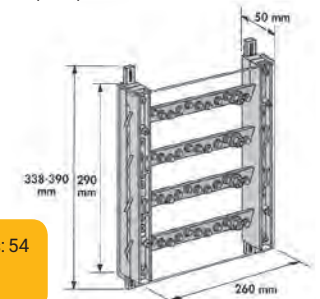
- Icw KA rms 1s: 21
- IPk KÄ: 44
- Ui = 1000V

Part No.	Description		
562010	TR 400A	1	2,83

## TRC 400A

**Threaded bars**  
32 x 5 in W - I = 400 A

- Easy connections due to inclined bars
- Equipped with a current input plug M10
- 10 outlets M6 per phase



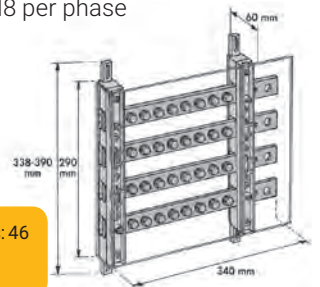
- Icw KA rms 1s: 54
- IPk KÄ: 118
- Ui = 1000V

Part No.	Description		
563180	TRC 400A	1	2,65

## TRC 630A

**Threaded bars**  
30 x 10 - I = 630 A

- Incomers Ø 10 mm
- 8 outlets M8 per phase



- Icw KA rms 1s: 46
- IPk KÄ: 96
- Ui = 1000V

Part No.	Description		
563190	TRC 630A	1	4,80

# Four Pole Insulating Supports



To assemble customized distribution blocks 4 poles stair type

- Glass fiber reinforced polyamide
- Self-extinguishing material: UL 94 V-0
- Direct fixing of screen
- Easy clip in fixing for DIN rail or sheet steel
- RoHS Compliant
- Halogen Free

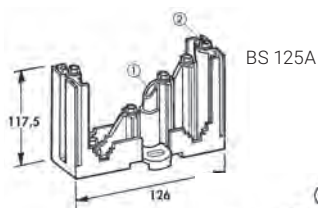
IEC 61439.1

## BS/BSC 125A

**125A - 160A**

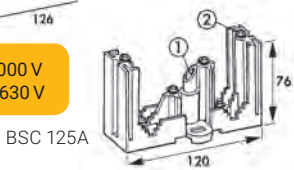
- For copper bars 12 x 4 and 15 x 5
- Easy connection
- Can be fixed on DIN rail using the DR clips or on metal sheet with the M6 screws enclosed in the packing.
- Halogen-free

- 1) Screw to lock the support
- 2) Direct fixing of the screen with self-tapping screw
- 3) Assemble on metal sheet



BS 125A

- BS 125A  $U_i = 1000\text{ V}$
- BSC 125A  $U_i = 630\text{ V}$

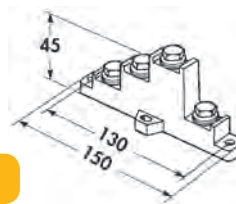


BSC 125A

## BS 250A

**160A - 250A**

- For copper bars M6 15 x 5 and 20 x 5
- Compact
- Mounting with M6 screws
- Possible fitting of a protective screen, by adding spacers
- Halogen-free



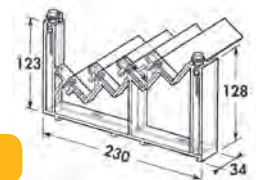
- $U_i = 630\text{ V}$

Part No.	Description		
551300	BS 250A	10	0,050

## BS 400A

**160A - 630A**

- For copper bars 15 x 5 – 20 x 5 – 32 x 5 – 20 x 10 – 30 x 10
- Easy clip in fixing for DIN rail or sheet steel
- Can be equipped with a protective screen or adjustable height
- Halogen-free



- $U_i = 1000\text{ V}$

Part No.	Description		
551250	BS 400A	2	0,220

Part No.	Description		
551311	BS-B 125A	10	0,100
551321	BSC-B 125A	10	0,100

Spacing calculation accordingly to  $I_{cc}$  withstanding: see Technical Section

Transparent cover: See page 30

# Disconnectable PEN System

## A UNIQUE SOLUTION FOR TN-C/TN-S NETWORKS



- Application : dedicated product allowing separation from PEN to PE+N
- Composition : safe disconnectable system
- Clear identification
- Prevent measurement errors
- Avoid reconnection errors
- Complies to requests from inspection bodies
- Screen stickers included in 12 languages


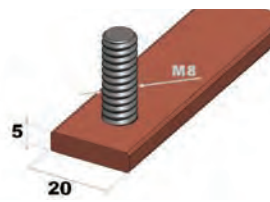
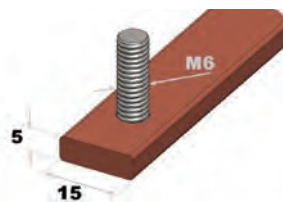
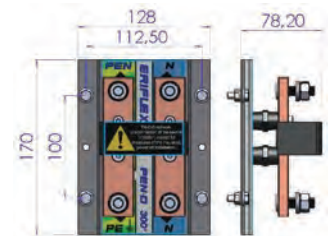
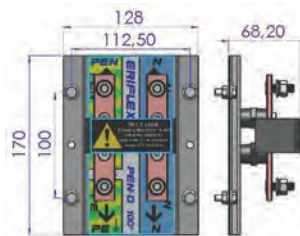
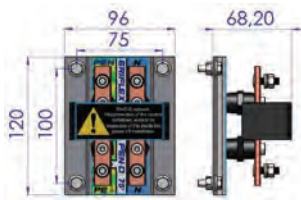




Unique in the Market

**PEN-D 75<sup>2</sup>**  
I<sub>n</sub> : 125A max

**PEN-D 100<sup>2</sup>**  
I<sub>n</sub> : 250A max

**PEN-D 300<sup>2</sup>**  
I<sub>n</sub> : 630A max



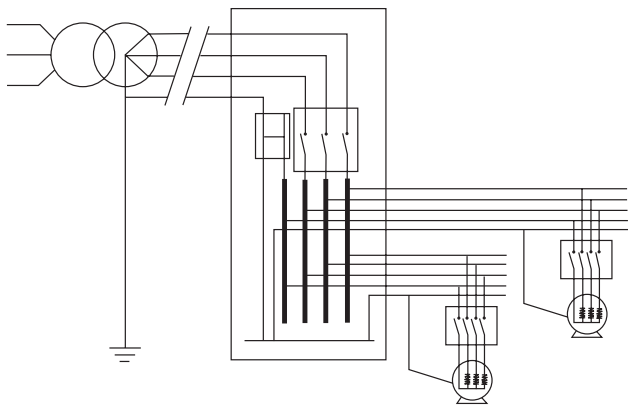
Part No.	Description		kg/lbs
568800	PEN-D 75 <sup>2</sup>	1	0,55/1.21

Part No.	Description		kg/lbs
568805	PEN-D 100 <sup>2</sup>	1	0,80/1.76

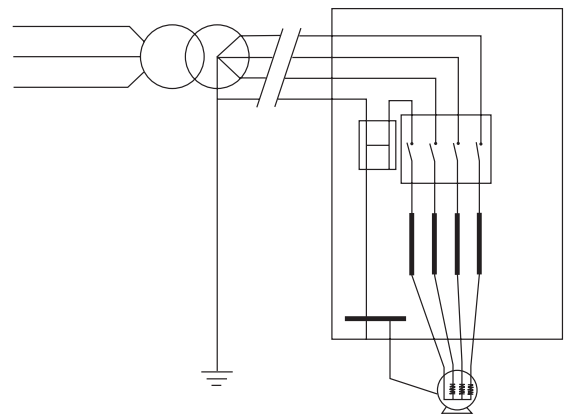
Part No.	Description		kg/lbs
568810	PEN-D 300 <sup>2</sup>	1	1,52/3.35

## PEN-D WIRING IN DISTRIBUTION BOARD


TN-S Distribution




Dedicated TN-S Power Supply



# Spacers & Accessories



• A complete range of accessories for easy distribution block assembly



## DMH M4/M5/M6

### Metallic spacers

- Metallic hexagonal spacers
- Zinc-plated steel
- To make higher plates, screens or profiles
- Male-female allowing stable mounting
- See drawing on DH

Part No.	Description	L mm	Ø mm	A mm	B mm	Box	Bag
561560	DMH 10M4	10	M4	8-10	7	100	0,003
561570	DMH 15M4	15	M4	8-10	7	100	0,005
561580	DMH 20M4	20	M4	8-10	7	100	0,007
561590	DMH 25M4	25	M4	8-10	7	50	0,008
561600	DMH 30M4	30	M4	8-10	7	50	0,010
561610	DMH 35M4	35	M4	8-10	7	50	0,012
561620	DMH 40M4	40	M4	8-10	7	50	0,0125
561630	DMH 50M4	50	M4	8-10	7	50	0,017
561640	DMH 60M4	60	M4	8-10	7	25	0,019

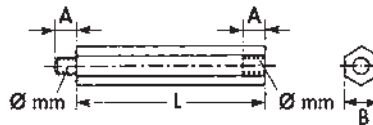
561660	DMH 15M5	15	M5	10	8	50	0,006
561670	DMH 20M5	20	M5	10	8	50	0,008
561680	DMH 25M5	25	M5	10	8	50	0,010
561690	DMH 30M5	30	M5	10	8	50	0,012
561700	DMH 35M5	35	M5	10	8	25	0,014
561710	DMH 40M5	40	M5	10	8	25	0,016
561720	DMH 50M5	50	M5	10	8	25	0,022
561730	DMH 60M5	60	M5	10	8	25	0,027
561740	DMH 70M5	70	M5	10	8	25	0,029
561750	DMH 80M5	80	M5	10	8	25	0,033

561760	DMH 15M6	15	M6	10	10	50	0,010
561770	DMH 20M6	20	M6	12	10	50	0,012
561780	DMH 30M6	30	M6	12	10	25	0,018
561790	DMH 40M6	40	M6	12	10	25	0,025
561800	DMH 50M6	50	M6	12	10	25	0,032
561810	DMH 60M6	60	M6	12	10	25	0,038
561820	DMH 70M6	70	M6	12	10	25	0,043
561830	DMH 80M6	80	M6	12	10	25	0,052
561840	DMH 90M6	90	M6	12	10	25	0,058
561850	DMH 100M6	100	M6	12	10	10	0,064

## DH M5/M6

### Spacers

- Male-female
- Electrotechnical applications
- Insulating part made from polystyrol
- Threaded-end, made from zinc-plated steel
- Working temperature up to 80°C
- Insulation voltage 1000 V

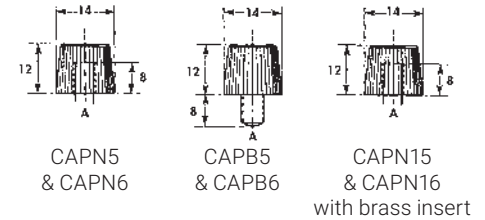


Part No.	Description	L mm	Ø mm	A mm	B mm	Box	Bag
560660	DH 15M5	15	M5	7	13	100	0,004
560670	DH 20M5	20	M5	7	13	100	0,005
560600	DH 30M5	30	M5	7	13	100	0,006
560610	DH 45M5	45	M5	7	13	100	0,009
560620	DH 55M5	55	M5	7	13	100	0,011
560630	DH 70M5	70	M5	7	13	100	0,014
560640	DH 85M5	85	M5	7	13	100	0,017
560650	DH 120M5	120	M5	7	13	100	0,024

560740	DH 15M6	15	M6	7-8	13	100	0,004
560750	DH 20M6	20	M6	7-8	13	100	0,005
560700	DH 30M6	30	M6	7-8	13	100	0,009
560710	DH 45M6	45	M6	7-8	13	100	0,013
560720	DH 70M6	70	M6	7-8	13	100	0,020
560730	DH 120M6	120	M6	7-8	13	100	0,035

## CAPN-CAPB

### Cap nuts

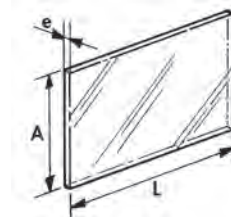


Part No.	Description	A	Box	Bag
560800	CAPN5	M5	100	0,001
560810	CAPN6	M6	100	0,001
560820	CAPN15	M5	100	0,003
560830	CAPN16	M6	100	0,003
560840	CAPB5	M5	100	0,004
560850	CAPB6	M6	100	0,004

## PS

### Protection screen (made from PVC)

- $U_i = 1000 V$



Part No.	Description	L mm	Ø mm	A mm	Mounts to	Box	Bag
563120	PS1000x60x3	1000	60	3	BSC 125A/S 10	0,302	
563130	PS500x120x3	500	120	3	BSC 125A/T 10	0,213	
551330	PS500x126x3	500	126	3	BS 125A/T 10	0,224	
551340	PS1000x99x3	1000	99	3	BS 125A/S 10	0,498	
551260	PS1000x250x3	1000	250	3	BS 400/T 1	1,030	
551280	PS1000x2000x3	1000	2000	3	-	1	8,4



Our powerful portfolio of brands:

**CADDY ERICO HOFFMAN RAYCHEM SCHROFF TRACER**



[nVent.com/ERIFLEX](https://nVent.com/ERIFLEX)

**WARNING**

nVent products shall be installed and used only as indicated in nVent product instruction sheets and training materials. Instruction sheets are available at [nVent.com/ERIFLEX](https://nVent.com/ERIFLEX) and from your nVent customer service representative. Improper installation, misuse, misapplication or other failure to completely follow nVent instructions and warnings may cause product malfunction, property damage, serious bodily injury and/or death, and void your warranty.

©2018 nVent. All nVent marks and logos are owned or licensed by nVent Services GmbH or its affiliates. All other trademarks are the property of their respective owners. nVent reserves the right to change specifications without notice.

ERIFLEX-CAT-P1215C-DISTRIBUTIONBLOCK-USEN-1811